



Smart forms

VERIFEYER™ - SMART FORMS DESIGNED TO HELP YOU WITH ASSESSMENTS AND AUDITS

Risk assessments are an important element in the process of establishing compliance. With Verifeyer smart forms it becomes easier and more fun to do them. The forms can be filled out by anyone with an email address on a desktop, tablet or smartphone, or by yourself. Once forms are completed they will be automatically uploaded into the relevant technical file from where they had been initiated. Each form has an option to fill in an email address to provide someone with a copy upon finalising. Those receiving a request to fill out the form can make use of the VERIFEYER™ App free of charge to do so. They don't have access to the form anymore once it is completed.

OPTION 1: I WOULD LIKE TO FILL OUT THE FORM MYSELF IN MY BROWSER

1. Click on the VERIFEYER link to open the form.
2. Choose BROWSER.
3. Follow the instructions and complete the form.

The form will be available in the DOCUMENTS tab of the relevant file automatically. You can use MatchIT™ to link the form to the requirements.

OPTION 2: I WOULD LIKE TO FILL OUT THE FORM ON MY TABLET / SMARTPHONE OR OTHER COMPUTER

1. Click on the VERIFEYER link to open the form
2. Choose DELEGATE via E-MAIL.
3. Enter your own e-mail address and confirm.
4. Check your inbox on your tablet, smartphone or other computer. Click on the link in the mail to open the form.
5. On your tablet or smartphone you will get the option to open the form in the VERIFEYER™ App. Install the App and the form will open in the App.
6. Follow the instructions and complete the form.

The form will be available in the DOCUMENTS tab of the relevant file automatically. You can use MatchIT™ to link the form to the requirement.

OPTION 3: I WOULD LIKE SOMEONE ELSE TO FILL OUT THE FORM

1. Click on the VERIFEYER link to open the form
2. Choose DELEGATE via E-MAIL.
3. Enter the e-mail address of the person who should complete the form.
4. They will receive an e-mail with instructions and the link to open the form. They can choose to open the form in a browser on a computer or in the App on a tablet or smartphone. When they finalise the form it will be automatically uploaded in the DOCUMENTS tab of the relevant file.


You can set an notification for new incoming forms. Study the document and use MatchIT™ to link the form to the requirement.

*The ProductIP team is maintaining the forms. You will always use the latest version automatically.
The scope ranges from assessments for various aspects related to non-food consumer goods and suppliers.
Additional charges may apply for specific forms or a set of forms. Check our services page for pricing and conditions.
Please contact expert@productip.com about questions, remarks and suggestions.*

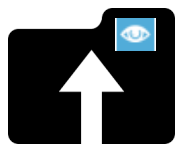




Smart forms



The finalised form will be uploaded into the documents session of the file automatically. You can recognise these documents on the blue Verifeyer icon. Review the document in the viewer and use MatchIt to sign of the relevant requirement. Use our built-in redaction to if you want to hide references to suppliers that you don't want to share.



Risk assessments are integral part of product compliance. Do you need to do them time and time again for similar products from the same source? Not necessarily. But you have to ask yourself the question if you want to do it again or not. That is why these requirements are in each file. Again and again.

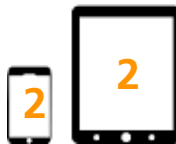

YOUR WORKPLACE

EXTERNAL WORKPLACE



ACTIVATE
VERIFEYER

YOU FILL IT OUT*



AUTOMATIC UPLOAD

THEY FILL IT OUT



OR MAIL IT TO TESTING AND INSPECTION INSTITUTE OR EXPERT FOR PRODUCT EVALUATION, INSPECTION OR SUPPLIER AUDIT.

Each form has an e-mail address field. When you finalise the form a PDF copy of the form will be provided to this address.



AUTOMATIC UPLOAD

